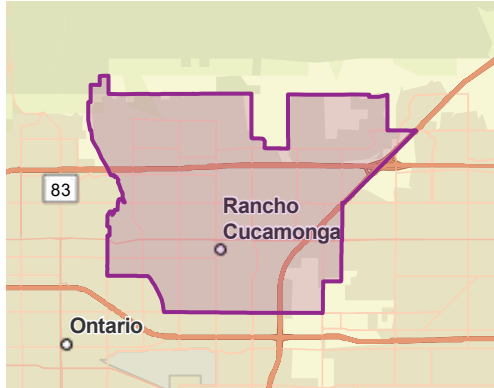


RANCHO CUCAMONGA AT A GLANCE



KEY FACTS

177,045

Population



Average Household Size



Median Age

\$93,306

Median Household Income

EDUCATION



No High School Diploma



20%

High School Graduate



36%


Some College



36%

Bachelor's/Grad/Prof Degree

BUSINESS



7,590

Total Businesses



73,372

Total Employees

EMPLOYMENT



71%

White Collar



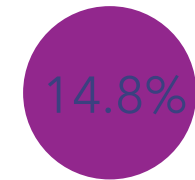
17%

Blue Collar



Services

11%



Unemployment Rate

ANNUAL LIFESTYLE SPENDING



\$3,196

Travel



\$109

Theatre/Operas/Concerts



\$123

Movies/Museums/Parks



\$84

Sports Events



\$7

Online Games

HOUSING STATS



\$540,287

Median Home Value



\$14,138

Average Spent on Mortgage & Basics



\$1,653

Median Contract Rent

Households By Income

The largest group: \$100,000 - \$149,999 (22.3%)

The smallest group: <\$15,000 (4.9%)

Indicator ▲	Value	Diff	
<\$15,000	4.9%	-4.5%	
\$15,000 - \$24,999	5.1%	-3.4%	
\$25,000 - \$34,999	5.1%	-3.1%	
\$35,000 - \$49,999	7.4%	-4.1%	
\$50,000 - \$74,999	15.2%	-3%	
\$75,000 - \$99,999	15.7%	+1.7%	
\$100,000 - \$149,999	22.3%	+5.7%	
\$150,000 - \$199,999	11.9%	+4.6%	
\$200,000+	12.5%	+6.2%	

Bars show deviation from San Bernardino County

INCOME



\$93,306

Median Household Income



\$38,762

Per Capita Income



\$147,108

Median Net Worth

ANNUAL HOUSEHOLD SPENDING



\$2,814

Apparel & Services



\$219

Computers & Hardware



\$4,909

Eating Out



\$6,772

Groceries



\$7,182

Health Care

INTERNET ACCESS



77%


Use Computer



85%

Use Cell Phone

Tapestry Segments




Savvy Suburbanites

8,717 households

14.9%

of Households




Enterprising Professionals

5,693 households

9.8%

of Households



Home Improvement

5,253 households

9%

of Households



POPULATION TRENDS AND KEY INDICATORS

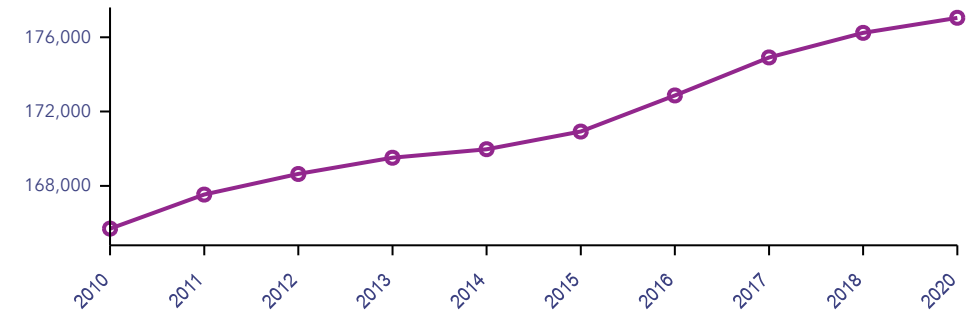


177,045	58,346	2.98	36.4	\$93,306	\$540,287	134	99	82
Population	Households	Avg Size Household	Median Age	Median Household Income	Median Home Value	Wealth Index	Housing Affordability	Diversity Index

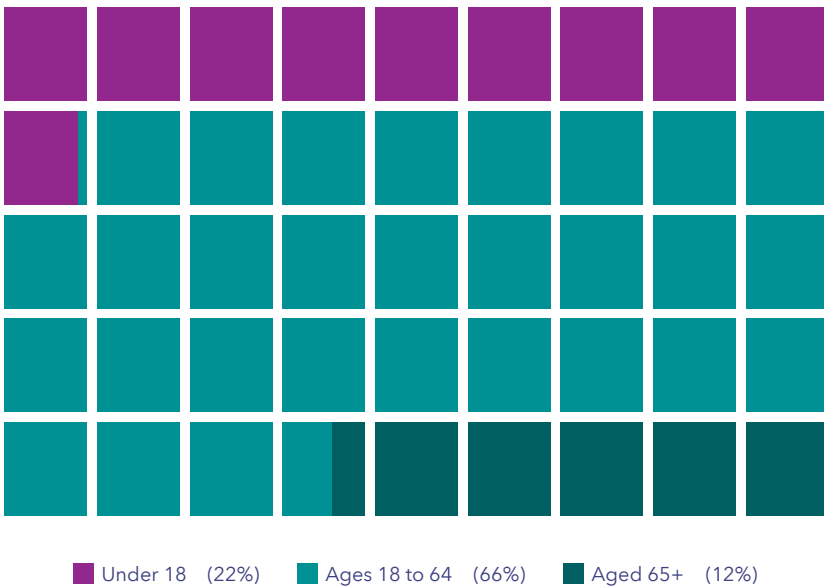
MORTGAGE INDICATORS



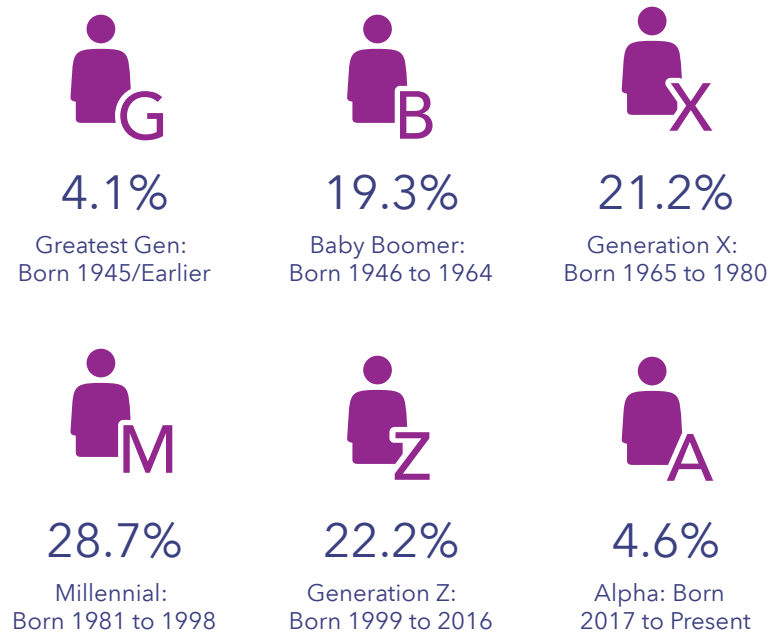
Historical Trends: Population



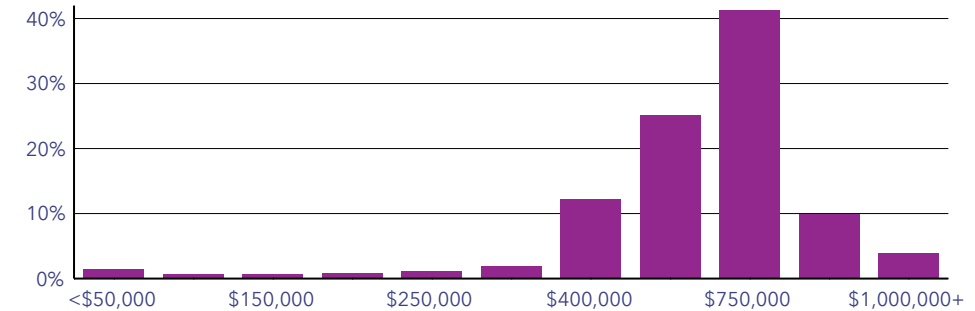
POPULATION BY AGE



POPULATION BY GENERATION



Home Value



Housing: Year Built

