




**RANCHO
CUCAMONGA**

2019 HIGHLIGHTS



40.2 sq miles

Property Tax Dollar Breakdown



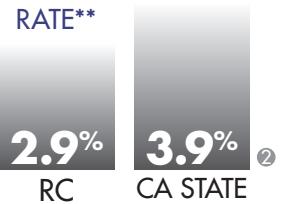
- 60.0%** Education
- 14.9%** County General Fund
- 12.6%** RC Fire District
- 5.2%** City
- 4.5%** Inland Empire Utilities Agency
- 2.8%** Flood Control



179,412
POPULATION*

* As of January 1, 2019

Unemployment



** As of Nov. 2019, not seasonally adjusted and preliminary.

(1) California Department of Finance E-1 Table
(2) California Employment Development Department

ANIMAL CARE

- 1,633 Dogs** placed in homes
- 2,205 Cats** placed in homes
- 273 Small Pets** placed in homes

SOCIAL MEDIA



150,000
Followers

↑ 20.7%
from 2018

www.CityofRC.us



1,091,780
Visitors

3,235,855
Page Views

Launched a new website in August of 2019

Grapevine with Rancho Reporter

mailed to 62,000 homes each quarter



LIBRARY

511,713 Visitors

974,210
Total Circulation
(All Locations)

81,353
eCirculation
of eBooks, eAudiobooks and
eMusic items borrowed
(subset of item listed above)

PUBLIC SAFETY



RC POLICE
DEPARTMENT

151,562 Calls
for Service

16,226 Reports
by Deputies

15,583 Trained
in Active Shooter
Response



RC FIRE
DISTRICT

16,624 Calls
for Service

2,031 Responders
Registered on Pulse Point App

455 Trained
in Hands-Only CPR

4,883 Inspections

597 Smoke Alarms
Installed

11,471 Members
of the Community engaged
in Outreach Efforts





LEWIS FAMILY PLAYHOUSE

66,917
Total Attendees
Lewis Family Playhouse



24,211
School Aged
Attendees
(subset of listed total)

COMMUNITY SERVICES

DEPARTMENT

17,174
Total Registration



113,440
Recreation Hours
of organized sports
in parks

92%
Residents
(of total registration)



812
Facility Rentals



VOLUNTEERS

1,163 Volunteers
72,366 Hours of Service

A Value of \$2,167,361

BUILDING & SAFETY



13,353 Counter visits
4,925 Permits issued
14,343 Inspections performed


ECONOMIC DEVELOPMENT

1,738 New Jobs

were added to the City's local economy
over the last five years.

(Source: Empire Economics, Inc. February 3, 2020)

YEAR	#OF JOBS	DIFFERENCE
2015	73,262	-----
2019	75,000	1,738



FINANCE

2,189 New Business Licenses Issued
+ 10,024 Business License Renewals
= 12,213 Total Business Licenses Issued

ENGINEERING PROJECTS



21,626 Tires
were recycled to be
used as materials for
paving projects.



6.8 Miles
of Repaved Streets



Green Bike Lanes
5,608 SF installed



104,000 ft
Fiber Optic
Cable
installed



HOTELS

77.6%
Occupancy as of
November 2019

(Source: GOTMD Lodging Report)

\$137.26
Average Daily Rate

2.1%
↑ from 2018

ENVIRONMENTAL



432,854 lbs.
of Toxic Waste
Disposed of by residents at the
City's Household Hazardous
Waste Facility



1,493 Used Oil Filters
Recycled by City residents at
oil filter exchange events

HEALTHY RC

REDUCED
Municipal
Greenhouse Gases
10%



Over 3,000
Community members took part
in the **quality of life survey**